



**MILWAUKEE**  
 6737 W Washington St.  
 Suite 2120  
 Milwaukee, WI 53214  
 Phone 414.727.5000

**CHICAGO**  
 1525 E 53rd St.  
 Suite 443  
 Chicago, IL 60615  
 Phone 773.688.4545

**DENVER**  
 7535 E Hampden Ave.  
 Suite 400  
 Denver, CO, 80231  
 Phone 720.334.8964

<b>2025 Annual Fall Protection System Inspection Report</b>	
<b>Inspection Date:</b>	February 28, 2025
<b>Issue Date:</b>	March 27, 2025
<b>Client:</b>	UChicago Medicine
<b>Project Address:</b>	14290 LaGrange Road, Orland Park, IL 60462
<b>Building Name:</b>	UChicago Medicine Orland Park
<b>ZS Project Number:</b>	257031
<b>Attention:</b>	Ms. Jennifer Palmer-Palombizio, MS (Manager, Environmental Health and Safety)

**Inspection Description:**

- A visual inspection of each visible / accessible component of the system for any visual signs of distress.
- Documentation of each component condition with photographs.
- A comparison of component issues identified during this inspection with previous inspection records (all previous associated ZS' reports) and photographs.
- Review system compliance with the current OSHA 1910 – Subpart D Walking - Working Surfaces rules and regulations.
- Review the Use Log (Use Log was not available during the annual inspection).
- Documentation of maintenance items.

**Inspection Findings:**

<b>Item Description</b>	<b>Quantity</b>	<b>Photo</b>	<b>Category (OSHA Compliance or Maintenance)</b>
Uncertified Single Point Fall Protection Anchor	22	1	OSHA Compliance 22 single point fall protection anchors failed certification testing in Fall of 2020 (by ZS). The uncertified single point fall protection anchors are tagged with DANGER – DO NOT USE tags.
Non-Compliant Roof Hatch Safety Railing System	1	2-5	OSHA Compliance The roof hatch railing system is not installed following the Manufacturer's installation instructions. Multiple components missing.



Access to Roof Area	1	6	<p><b>OSHA Compliance</b></p> <p>Since the roof hatch railing system is not compliant, the roof hatch should not be used until the safety railing system around the roof hatch can be properly repaired.</p>
General - Post fall protection system drawing by roof/system access point	1	7	<p><b>OSHA Compliance</b></p> <p>Post the fall protection system drawing by the roof/system access point.</p>




**Equipment Approved for Use for One (1) Year from the Above Inspection Date:**

Item Description	Quantity	Load Test Certification Expiration Date
Single Point Roof Anchor	62 (84)	Between 09/02/2030 & 10/01/2030

**Equipment Not Approved for Use:**

Item Description	Quantity	Notes
Uncertified Single Point Roof Anchor	22 (84)	The 22 single point fall protection anchors failed certification testing in Fall of 2020 (by ZS). The uncertified single point fall protection anchors were tagged with DANGER – DO NOT USE tags. The anchors are not to be used until they are repaired / replaced and certified.
Non-Compliant Roof Hatch Railing System	1 (1)	The roof hatch railing system is not installed following the Manufacturer's installation instructions. Since the roof hatch railing system is not compliant, the roof hatch should not be used until the safety railing system around the roof hatch can be properly repaired.

**Signatures:**

Responsibility	Name	Signature
Field Inspector	Marko Coralic	
Engineer / Reviewer	Ziad M. Salameh, PhD, PE	  11-30-2025

### Photographs



Photo 1: Uncertified single point fall protection anchor tagged with a DANGER – DO NOT USE sticker. Typical.



Photo 2: Missing locking nut at the corner connection. Typical.  
No washer at the bolted connection. Typical.



Photo 3: Loose self-tapping screw. Typical.



Photo 4: Self-closing swing gate does not close on own.




Photo 5: Multiple loose railing sections. Typical.



Photo 6: Non-compliant roof hatch access.



Photo 7: No fall protection system drawing present by the roof/system access point.

-End of Report-